



Joint Policing Committee

Kerry Division

1st January – 31st March 2024

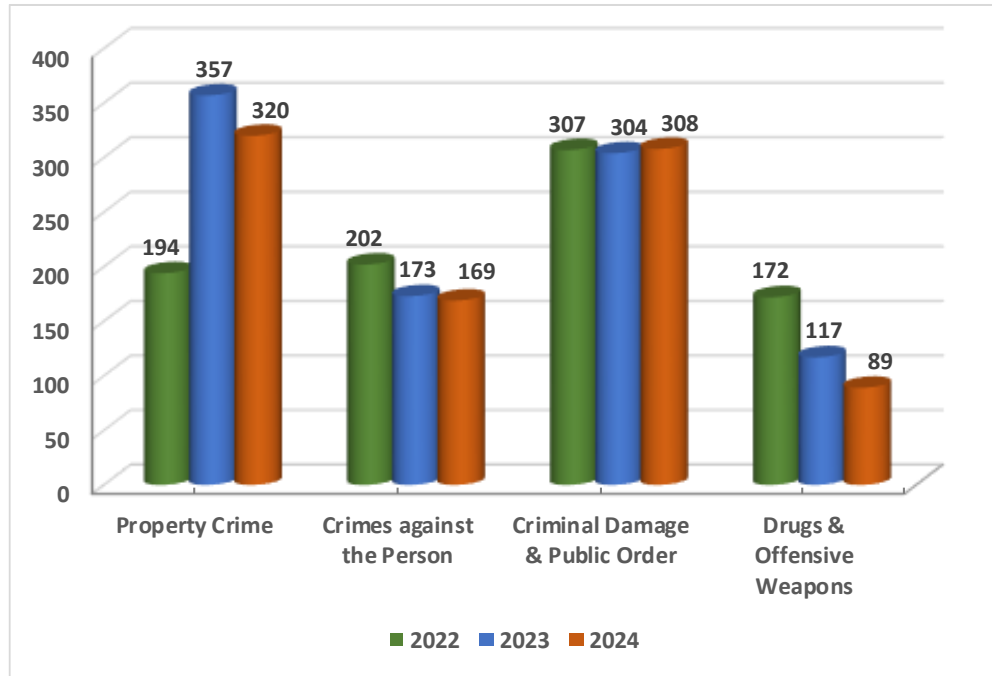
All information contained in this presentation is based upon operational data from the PULSE system as was available at 01:00am on 16/04/2024 and is liable to change. Crime Counting Rules are applied unless otherwise stated



2022, 2023 & 2024

All Crime

2022, 2023 & 2024



2022	194	202	307	172
2023	357	173	304	117
2024	320	169	308	89
YTD % Change 2024 vs 2023	-10%	-2%	1%	-24%

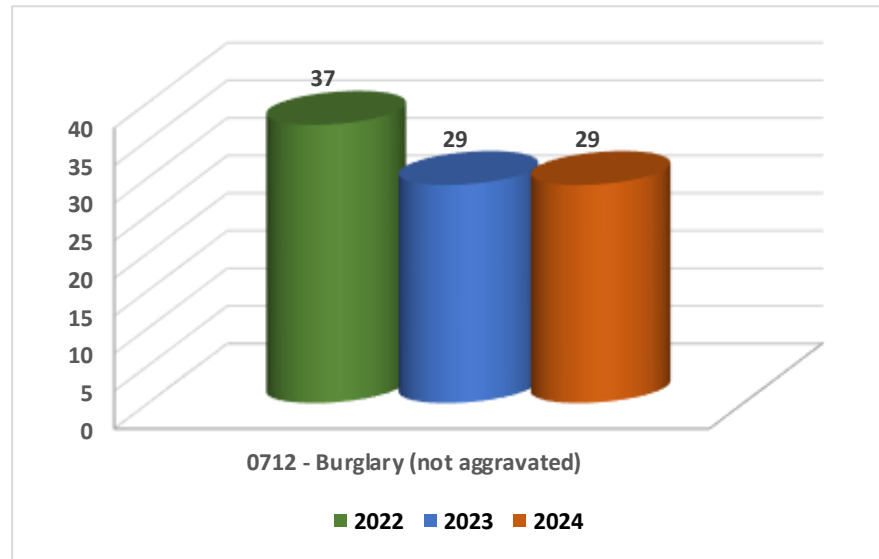
Crime Counting Rules Not Applied to Weapons Offences



Property Crime

Burglary

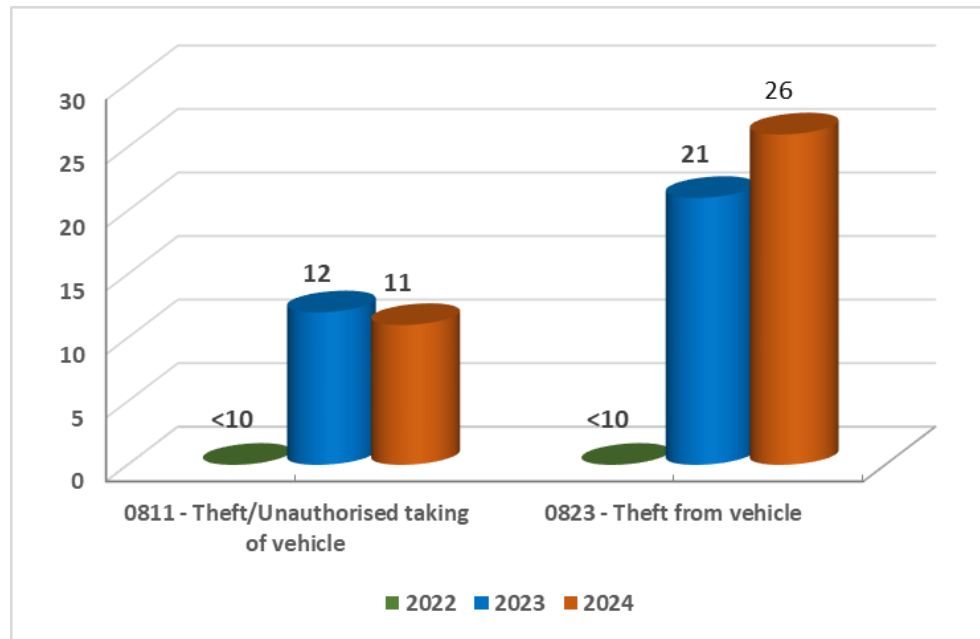
2022, 2023 & 2024



2022	37
2023	29
2024	29
YTD % Change 2024 vs 2023	0%

Thefts

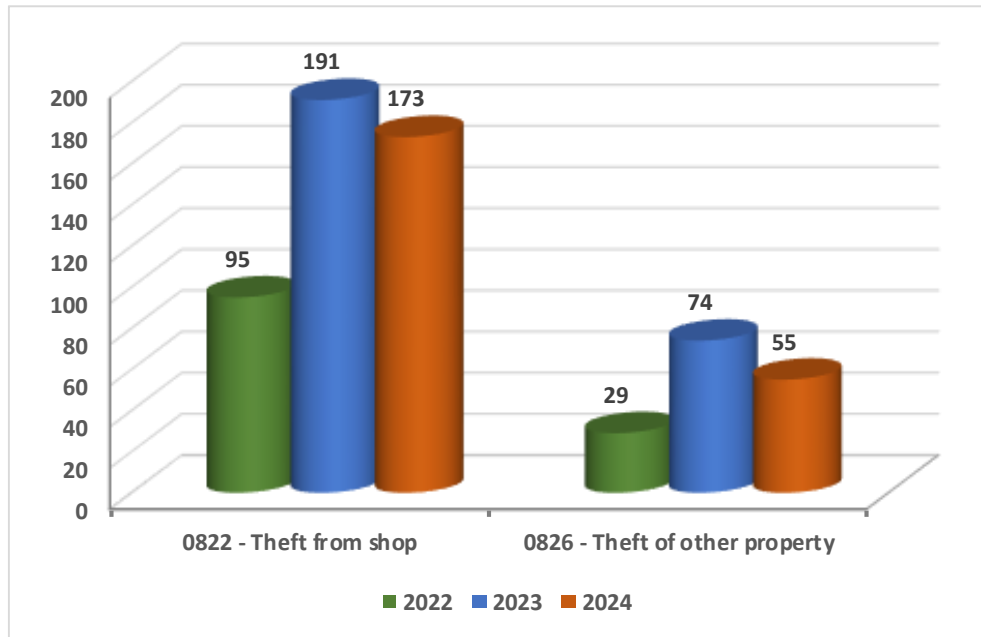
2022, 2023 & 2024



2022	<10	<10
2023	12	21
2024	11	26
YTD % Change 2024 vs 2023	-8%	24%

Thefts cont'd

2022, 2023 & 2024



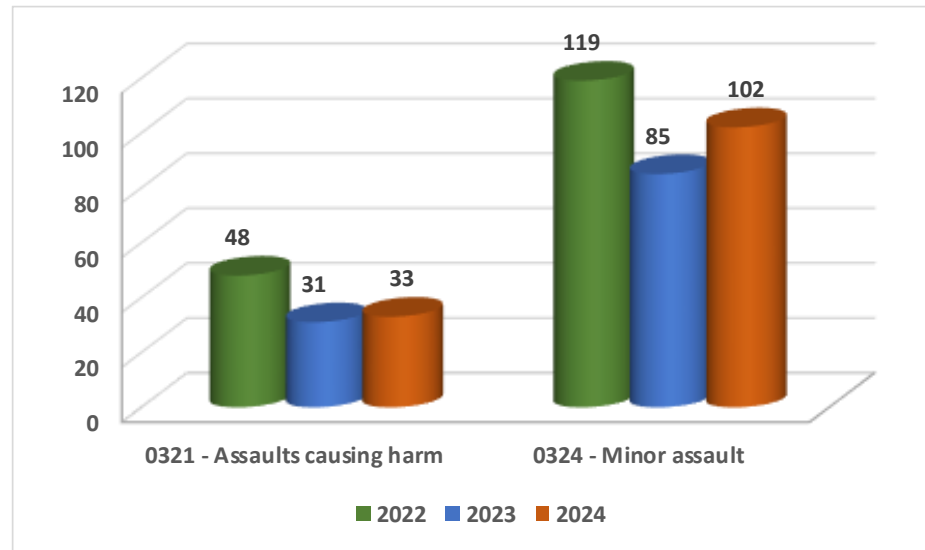
2022	95	29
2023	191	74
2024	173	55
YTD % Change 2024 vs 2023	-9%	-26%



Crimes Against the Person

Assaults

2022, 2023 & 2024



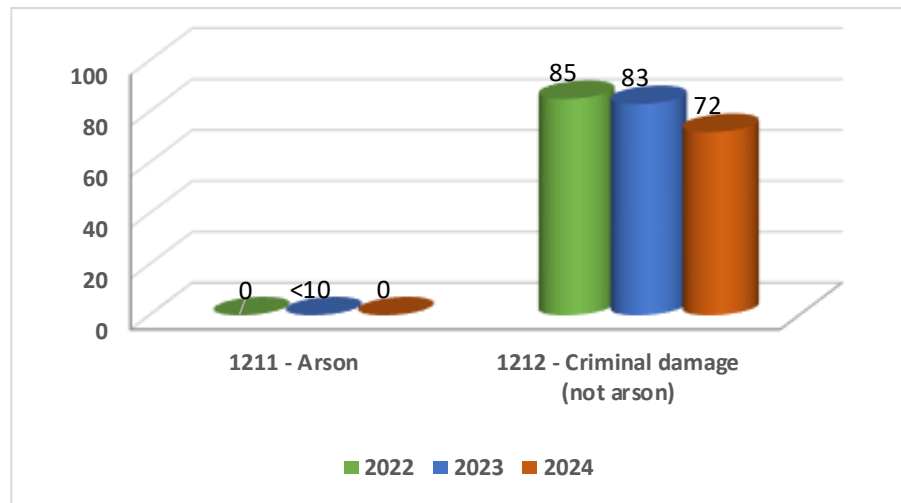
2022	48	119
2023	31	85
2024	33	102
YTD % Change 2024 vs 2023	6%	20%



Criminal Damage & Public Order

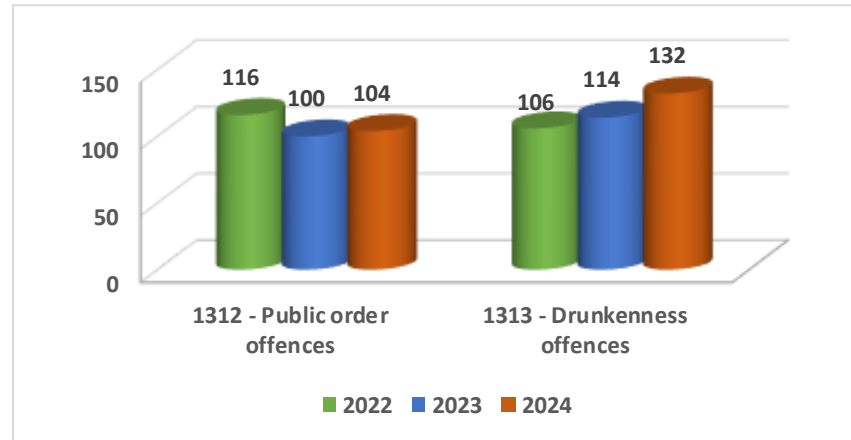
Criminal Damage

2022, 2023 & 2024



2022	0	85
2023	<10	83
2024	0	72
YTD % Change 2024 vs 2023	-	-13%

Public Order 2022, 2023 & 2024



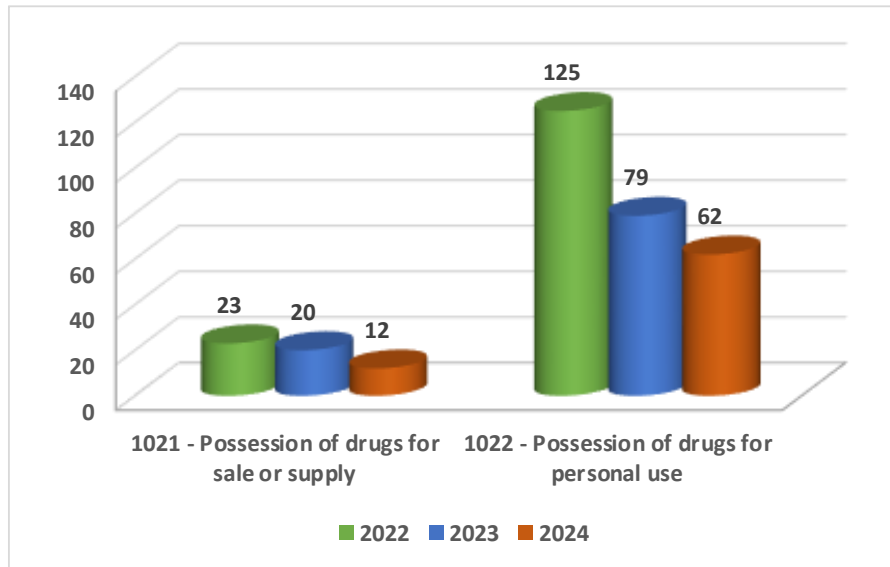
2022	116	106
2023	100	114
2024	104	132
YTD % Change 2024 vs 2023	4%	16%



Drugs & Offensive Weapons

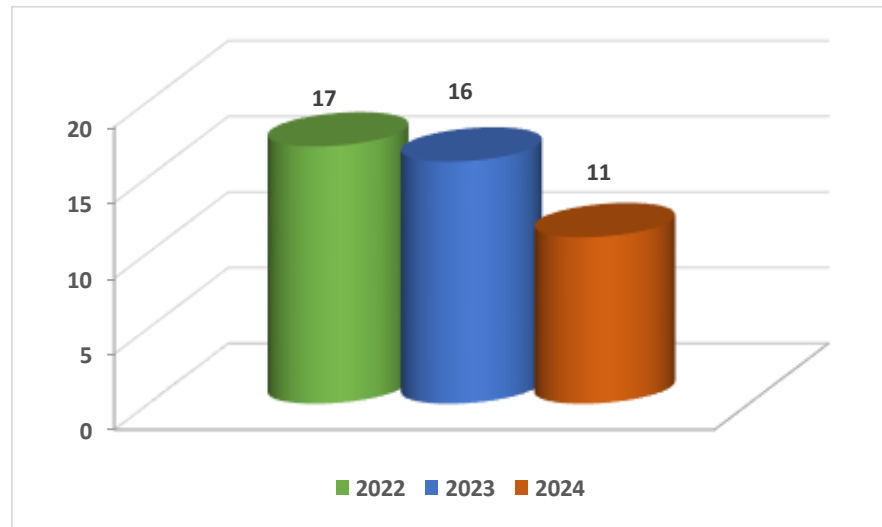
Drugs

2022, 2023 & 2024



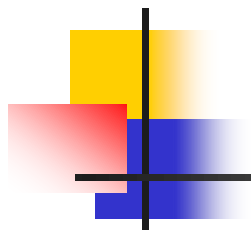
2022	23	125
2023	20	79
2024	12	62
YTD % Change 2024 vs 2023	-40%	-22%

Possession of Offensive Weapon 2022, 2023 & 2024



2022	17
2023	16
2024	11
YTD % Change 2024 vs 2023	-31%

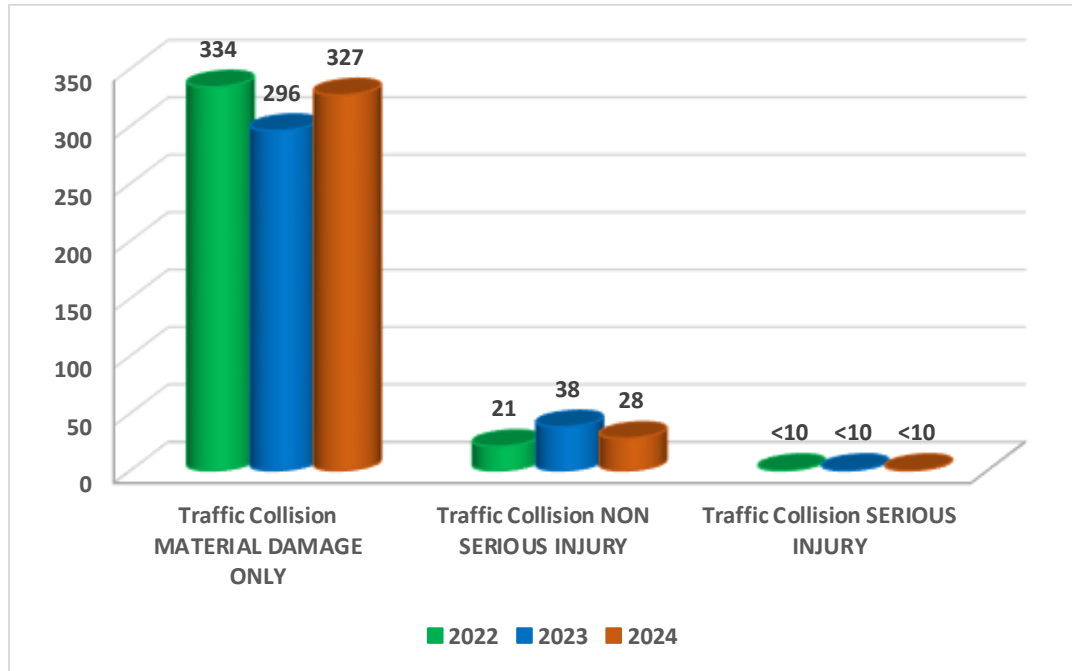
Crime Counting Rules Not Applied



Traffic

Traffic Collisions

2022, 2023 & 2024

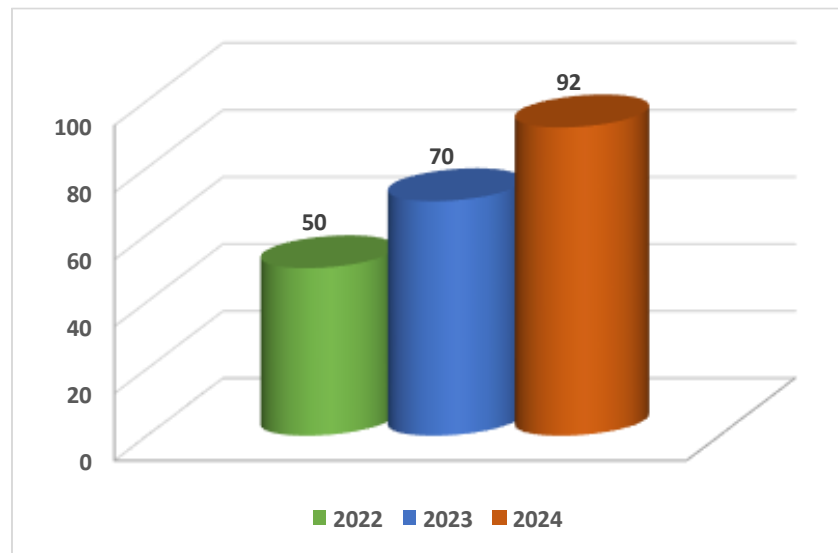


2022	334	21	<10
2023	296	38	<10
2024	327	28	<10
YTD % Change 2024 vs 2023	10%	-26%	-

Crime Counting Rules Not Applied

Intoxicated while Driving

2022, 2023 & 2024



2022	50
2023	70
2024	92
YTD % Change 2024 vs 2023	31%